VPA1
ESC 1:50

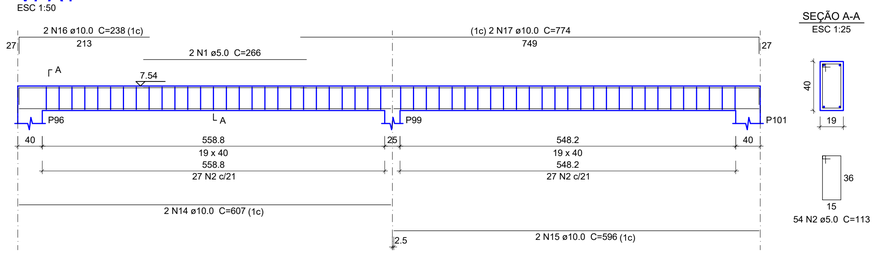

SEÇÃO A-A
ESC 1:25

VPA2
ESC 1:50

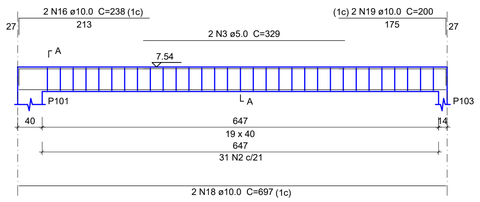

SEÇÃO A-A
ESC 1:25

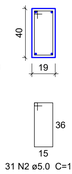

VPA3
ESC 1:50

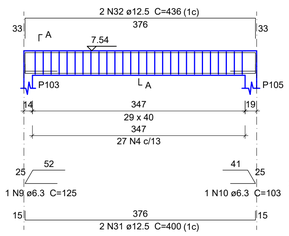

SEÇÃO A-A
ESC 1:25

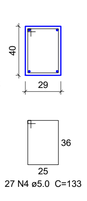

VPA4
ESC 1:50

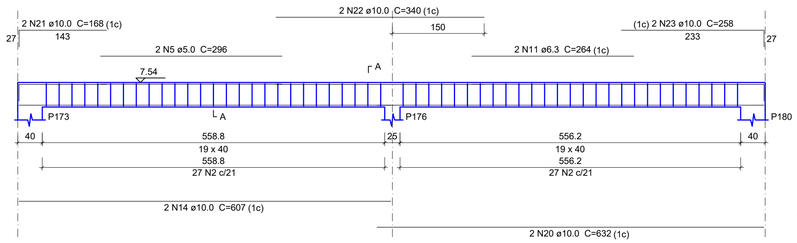

SEÇÃO A-A
ESC 1:25

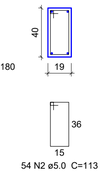

VPA5
ESC 1:50

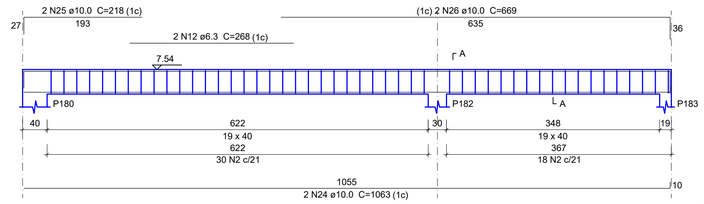

SEÇÃO A-A
ESC 1:25

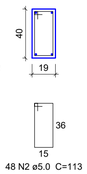

VPA6
ESC 1:50



SEÇÃO A-A
ESC 1:25

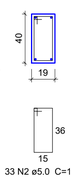

VPA7
ESC 1:50

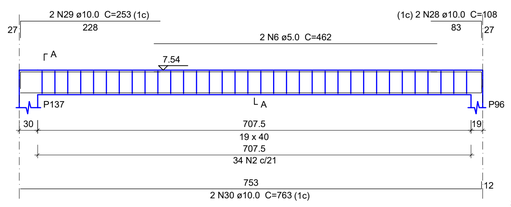

SEÇÃO A-A
ESC 1:25

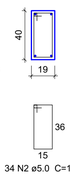

VPA8
ESC 1:50

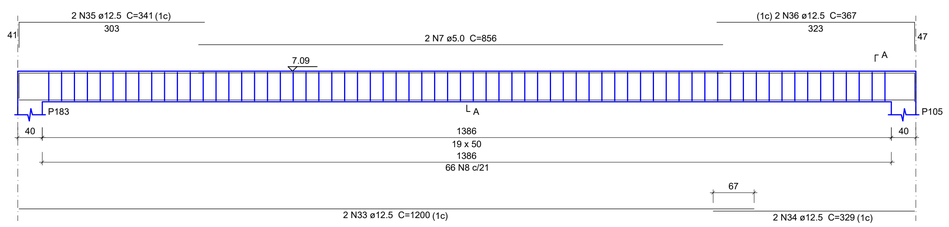

SEÇÃO A-A
ESC 1:25

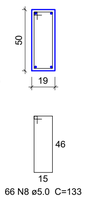

Relação do aço

VPA1 VPA2 VPA3
VPA4 VPA5 VPA6
VPA7 VPA8

AÇO	N	DIAM (mm)	QUANT	C.UNIT (cm)	C.TOTAL (cm)
CA60	1	5.0	2	266	532
	2	5.0	254	113	28702
	3	5.0	2	329	658
	4	5.0	27	133	3591
	5	5.0	2	296	592
	6	5.0	2	462	924
	7	5.0	2	856	1712
	8	5.0	66	133	8778
CA50	9	6.3	1	125	125
	10	6.3	1	103	103
	11	6.3	2	264	528
	12	6.3	2	268	536
	13	6.3	2	466	932
	14	10.0	4	607	2428
	15	10.0	2	596	1192
	16	10.0	4	238	952
	17	10.0	2	774	1548
	18	10.0	2	697	1394
	19	10.0	2	200	400
	20	10.0	2	632	1264
	21	10.0	2	168	336
	22	10.0	2	340	680
	23	10.0	2	258	516
	24	10.0	2	1063	2126
	25	10.0	2	218	436
	26	10.0	2	669	1338
	27	10.0	2	745	1490
	28	10.0	4	108	432
	29	10.0	4	253	1012
	30	10.0	2	763	1526
	31	12.5	2	400	800
	32	12.5	2	436	872
	33	12.5	2	1200	2400
	34	12.5	2	329	658
	35	12.5	2	341	682
	36	12.5	2	367	734

Resumo do aço

AÇO	DIAM (mm)	C.TOTAL (m)	PESO (kg)
CA50	6.3	22.3	5.4
	10.0	190.7	117.6
	12.5	61.5	59.2
CA60	5.0	454.9	70.1

PESO TOTAL (kg)	
CA50	182.2
CA60	70.1

Volume de concreto (C-25) = 5.7 m³
Área de forma = 72.12 m²

2xP96 2xP99 2xP101
P103 2xP105 P137
P182

AÇO	N	DIAM (mm)	QUANT	C.UNIT (cm)	C.TOTAL (cm)
CA60	1	5.0	140	113	15820
	2	5.0	100	30	3000
	3	5.0	50	83	4150
	4	5.0	25	81	2025
	5	5.0	25	25	625
	6	5.0	45	93	4185
CA50	7	10.0	58	298	17284
	8	12.5	16	298	4768

Resumo do aço

AÇO	DIAM (mm)	C.TOTAL (m)	PESO (kg)
CA50	10.0	172.9	106.6
	12.5	47.7	45.9
CA60	5.0	298.1	45.9

PESO TOTAL (kg)	
CA50	152.5
CA60	45.9

Volume de concreto (C-25) = 2.12 m³
Área de forma = 34.98 m²

P96=P173
PÁTIO COBERTURA - L4 754

SEÇÃO
ESC 1:20

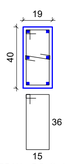

25 N1 ø5.0 C=113
25 N2 ø5.0 C=30

Verificar ligação



PLATIBANDA - L3 454

P99=P176
PÁTIO COBERTURA - L4 754

SEÇÃO
ESC 1:20

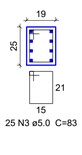

25 N3 ø5.0 C=83

Verificar ligação



PLATIBANDA - L3 454

P101=P180
PÁTIO COBERTURA - L4 754

SEÇÃO
ESC 1:20

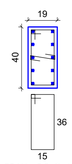

25 N1 ø5.0 C=113
25 N2 ø5.0 C=30

Verificar ligação



PLATIBANDA - L3 454

P103
PÁTIO COBERTURA - L4 754

SEÇÃO
ESC 1:20

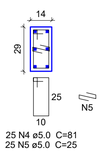

25 N4 ø5.0 C=81
25 N5 ø5.0 C=25

Verificar ligação



PLATIBANDA - L3 454

P105=P183
PÁTIO COBERTURA - L4 754

SEÇÃO
ESC 1:20

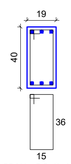

20 N1 ø5.0 C=113

Verificar ligação



PLATIBANDA - L3 454

P137
PÁTIO COBERTURA - L4 754

SEÇÃO
ESC 1:20

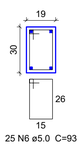

25 N6 ø5.0 C=93

Verificar ligação



PLATIBANDA - L3 454

P182
PÁTIO COBERTURA - L4 754

SEÇÃO
ESC 1:20

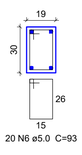

20 N6 ø5.0 C=93

Verificar ligação



PLATIBANDA - L3 454

APROVAÇÃO

RIBAS DO RIO PARDO
PREFEITURA

PREFEITURA MUNICIPAL DE RIBAS DO RIO PARDO

OBRA
CONSTRUÇÃO DO EMEI AQUARELA

LOCAL
RUA EUCLIDES LERIANO MEDEIROS ESQUINA COM RUA ILMA MESTRE OLIVEIRA, SN, RESIDENCIAL ALVORADA, RIBAS DO RIO PARDO - MS

ÁREA CONSTRUÍDA 1041,33 m²
ÁREA DO TERRENO 4746,00 m²

RESPONSÁVEL TÉCNICO P/ PROJETO
JACQUICELLE GOMES FEITOSA
CREA nº 63.733/MS

PREFEITO
JOÃO ALFREDO DANIEZE
CNPJ 03.501.541/0001-91

DISCIPLINA
PROJETO DE ESTRUTURA DE CONCRETO ARMADO

CONTEÚDO
ARMAÇÃO VIGAS PÁTIO E PILARES PATIO COBERTURA

FOLHA
39/40

ESCALA Como indicado
DATA MAIO/2023
CONVÊNIO
COORDENADAS 20°28'3.66"S 53°46'4.43"S