VPL1
ESC 1:50

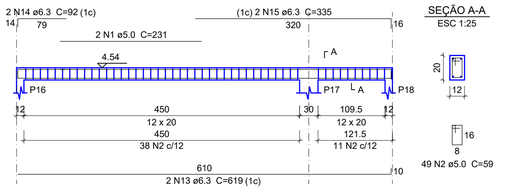

SEÇÃO A-A
ESC 1:25

49 N2 ø5.0 C=59

VPL2
ESC 1:50

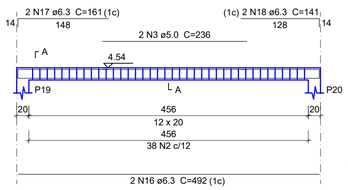

SEÇÃO A-A
ESC 1:25

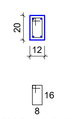

38 N2 ø5.0 C=59

VPL3
ESC 1:50

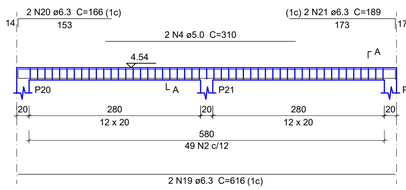

SEÇÃO A-A
ESC 1:25

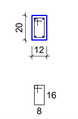

49 N2 ø5.0 C=59

VPL4
ESC 1:50

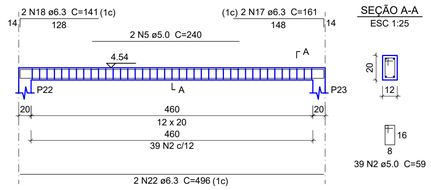

SEÇÃO A-A
ESC 1:25

39 N2 ø5.0 C=59

VPL5
ESC 1:50

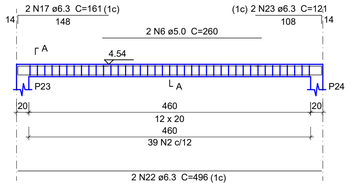

SEÇÃO A-A
ESC 1:25

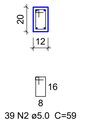

39 N2 ø5.0 C=59

VPL6
ESC 1:50

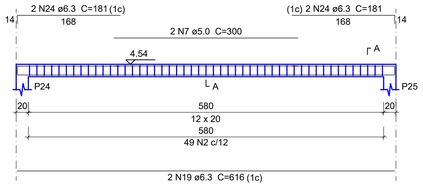

SEÇÃO A-A
ESC 1:25

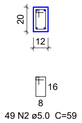

49 N2 ø5.0 C=59

VPL7
ESC 1:50

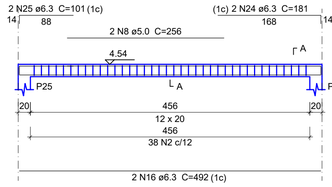

SEÇÃO A-A
ESC 1:25

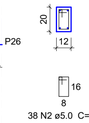

38 N2 ø5.0 C=59

VPL8
ESC 1:50

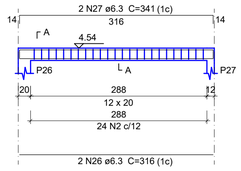

SEÇÃO A-A
ESC 1:25

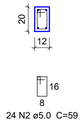

24 N2 ø5.0 C=59

VPL9
ESC 1:50

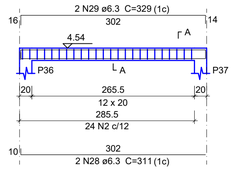

SEÇÃO A-A
ESC 1:25

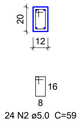

24 N2 ø5.0 C=59

VPL10
ESC 1:50

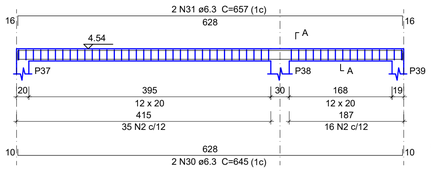

SEÇÃO A-A
ESC 1:25

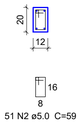

51 N2 ø5.0 C=59

VPL11
ESC 1:50

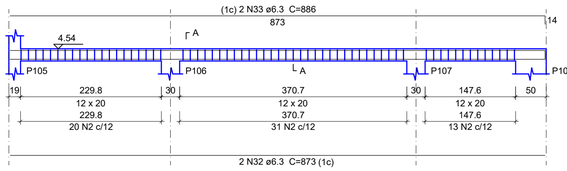

SEÇÃO A-A
ESC 1:25

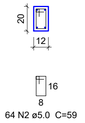

64 N2 ø5.0 C=59

VPL12
ESC 1:50

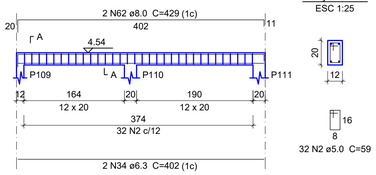

SEÇÃO A-A
ESC 1:25

32 N2 ø5.0 C=59

VPL13
ESC 1:50

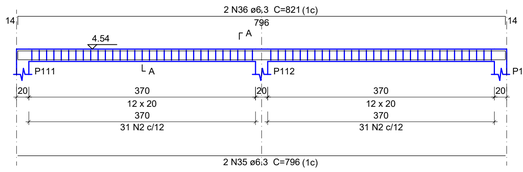

SEÇÃO A-A
ESC 1:25

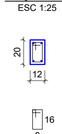

62 N2 ø5.0 C=59

VPL14
ESC 1:50

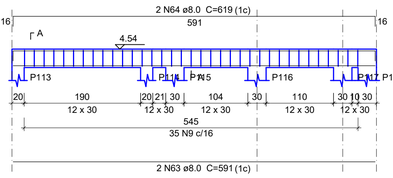

SEÇÃO A-A
ESC 1:25

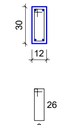

35 N9 ø5.0 C=79

VPL15
ESC 1:50

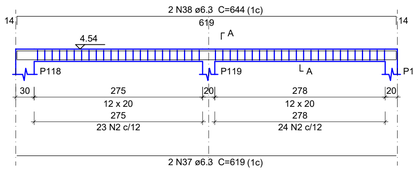

SEÇÃO A-A
ESC 1:25

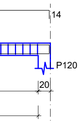

47 N2 ø5.0 C=59

VPL16
ESC 1:50

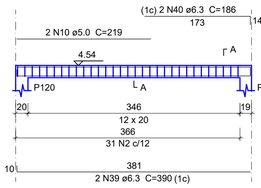

SEÇÃO A-A
ESC 1:25

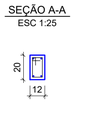

31 N2 ø5.0 C=59

VPL17
ESC 1:50



SEÇÃO A-A
ESC 1:25

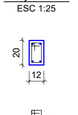

54 N2 ø5.0 C=59

VPL18
ESC 1:50

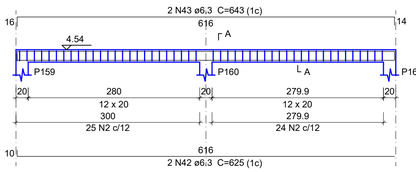

SEÇÃO A-A
ESC 1:25

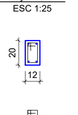

49 N2 ø5.0 C=59

VPL19
ESC 1:50

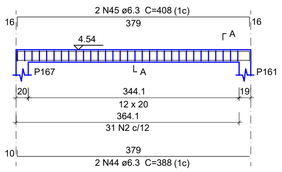

SEÇÃO A-A
ESC 1:25

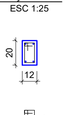

31 N2 ø5.0 C=59

VPL20
ESC 1:50

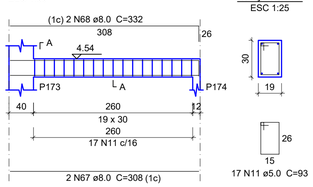

SEÇÃO A-A
ESC 1:25

17 N11 ø5.0 C=93

VPL21
ESC 1:50

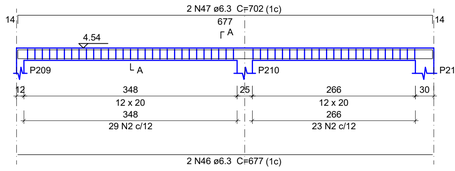

SEÇÃO A-A
ESC 1:25

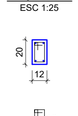

52 N2 ø5.0 C=59

VPL22
ESC 1:50

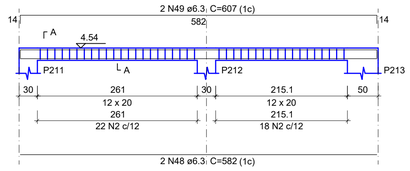

SEÇÃO A-A
ESC 1:25

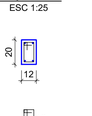

40 N2 ø5.0 C=59

VPL23
ESC 1:50

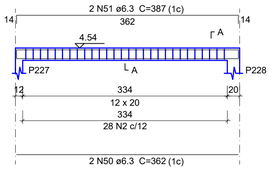

SEÇÃO A-A
ESC 1:25

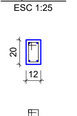

28 N2 ø5.0 C=59

VPL24
ESC 1:50



SEÇÃO A-A
ESC 1:25

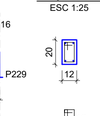

30 N2 ø5.0 C=59

VPL25
ESC 1:50

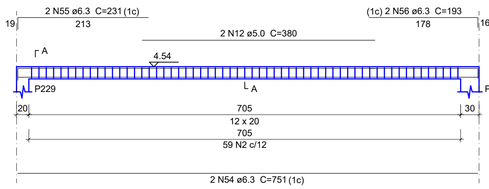

SEÇÃO A-A
ESC 1:25

59 N2 ø5.0 C=59

VPL26
ESC 1:50

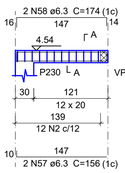

SEÇÃO A-A
ESC 1:25

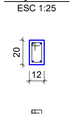

12 N2 ø5.0 C=59

VPL27
ESC 1:50

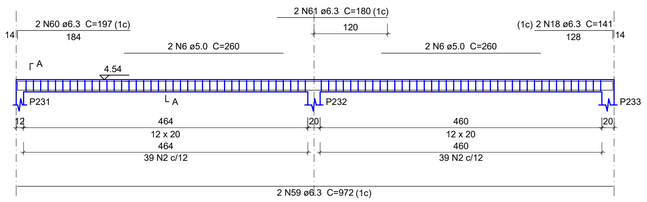

SEÇÃO A-A
ESC 1:25

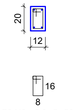

78 N2 ø5.0 C=59

Relação do aço

VPL1	VPL2	VPL3
VPL4	VPL5	VPL6
VPL7	VPL8	VPL9
VPL10	VPL11	VPL12
VPL13	VPL14	VPL15
VPL16	VPL17	VPL18
VPL19	VPL20	VPL21
VPL22	VPL23	VPL24
VPL25	VPL26	VPL27

AÇO	N	DIAM (mm)	QUANT	C.UNIT (cm)	C.TOTAL (cm)
CA60	1	5.0	2	231	462
	2	5.0	1069	59	63071
	3	5.0	2	236	472
	4	5.0	2	310	620
	5	5.0	2	240	480
	6	5.0	6	260	1560
	7	5.0	2	300	600
	8	5.0	2	256	512
	9	5.0	35	79	2765
	10	5.0	2	219	438
	11	5.0	17	93	1581
	12	5.0	2	380	760
CA50	13	6.3	2	619	1238
	14	6.3	2	92	184
	15	6.3	2	335	670
	16	6.3	4	492	1968
	17	6.3	6	161	966
	18	6.3	6	141	846
	19	6.3	4	616	2464
	20	6.3	2	166	332
	21	6.3	2	189	378
	22	6.3	4	496	1984
	23	6.3	2	121	242
	24	6.3	6	181	1086
	25	6.3	2	101	202
	26	6.3	2	316	632
	27	6.3	2	341	682
	28	6.3	2	311	622
	29	6.3	2	329	658
	30	6.3	2	645	1290
	31	6.3	2	657	1314
	32	6.3	2	873	1746
	33	6.3	2	886	1772
	34	6.3	2	402	804
	35	6.3	2	796	1592
	36	6.3	2	821	1642
	37	6.3	2	619	1238
	38	6.3	2	644	1288
	39	6.3	2	390	780
	40	6.3	2	186	372
	41	6.3	2	334	668
	42	6.3	2	625	1250
	43	6.3	2	643	1286
	44	6.3	2	388	776
	45	6.3	2	408	816
	46	6.3	2	677	1354
	47	6.3	2	702	1404
	48	6.3	2	582	1164
	49	6.3	2	607	1214
	50	6.3	2	362	724
	51	6.3	2	387	774
	52	6.3	2	375	750
	53	6.3	2	393	786
	54	6.3	2	751	1502
	55	6.3	2	231	462
	56	6.3	2	193	386
	57	6.3	2	156	312
	58	6.3	2	174	348
	59	6.3	2	972	1944
	60	6.3	2	197	394
	61	6.3	2	180	360
	62	8.0	2	429	858
	63	8.0	2	591	1182
	64	8.0	2	619	1238
	65	8.0	2	398	796
	66	8.0	2	691	1382
	67	8.0	2	308	616
	68	8.0	2	332	664

Resumo do aço

AÇO	DIAM (mm)	C.TOTAL (m)	PESO (kg)
CA50	6.3	476.7	116.6
	8.0	67.4	26.6
CA60	5.0	733.3	113
PESO TOTAL (kg)			
CA50	143.2		
CA60	113		

Volume de concreto (C-25) = 3.27 m³
Área de forma = 69.36 m²

APROVAÇÃO

RIBAS DO RIO PARDO
PREFEITURA

PREFEITURA MUNICIPAL DE RIBAS DO RIO PARDO

OBRA
CONSTRUÇÃO DO EMEI DE RIBAS DO RIO PARDO

LOCAL
AV. LISBOA ESQUINA COM AV. DIRIO RICARTES, SN, JARDIM DOS ESTADOS, RIBAS DO RIO PARDO - MS

ÁREA CONSTRUÍDA 1041,33 m²
ÁREA DO TERRENO 18433,40 m²

RESPONSÁVEL TÉCNICO P/ PROJETO
JACQUICELLE GOMES FEITOSA
CREA nº 63.733/MS

PREFEITO
JOÃO ALFREDO DANIEZE
CNPJ 03.501.541/0001-91

DISCIPLINA
PROJETO DE ESTRUTURA DE CONCRETO ARMADO

CONTEÚDO
ARMAÇÃO VIGAS PLATIBANDA PARTE 01

FOLHA
35/40

ESCALA Como indicado
DATA JUNHO/2023
CONVÊNIO
COORDENADAS 20°28'3.66"S 53°46'4.43"S